Outdoor trampoline

1M-T100S

The outdoor trampoline is a vandal-resistant product. The trampoline is dug into the ground, the jumping surface is level with the ground. The trampoline is intended for use by one person at a time. Suitable for both children and adults. It is perfect for public areas such as schools, playgrounds, as well as in parks and public recreation areas for year-round use.

Jumping on a trampoline is a general development activity. It engages and activates all the muscles of the body, improving body coordination, the ability to maintain balance, endurance, flexibility and speeding up blood flow in the body. These activities are necessary for the proper development of children and maintaining the physical condition of adults. Exercises on a trampoline can be very helpful in the fight against excess body weight.

EN

Technical data	
Device size	1,55 x 1,55 m
Dimensions of jumping mat	1,05 x 1,05 m
Device height	0,43 m
Impact area dimensions	4,04 x 4,04 m
Impact area	14,40 m²
Free fall height (HIC)	0,90 m
Maximum user's weight	120 kg
Users group	Users at least 6 years old
Users number	1
Norm	PN-EN 1176-1:2017-12
Manufacturing country	Poland
Impact attenuating surface	lawn or synthetic surfaces made based on the PN-EN 1177:2017 standard Loose surfaces are possible, but not recommended

Material specification	
Construction	galvanized steel/ structure reinforced with brackets
Shock-absorbing layer	certificated EPDM pure or Virgin*
Material of jumping mat	blocks PA6**/ stainless steel/ aluminum
Springs	galvanized steel or stainless steel

* EPDM rubber tested for the content of polycyclic aromatic hydrocarbons and meets the requirements of the WE REACH regulations and AfPS GS. The use of recycled SBR or EPDM rubber is not allowed.

** Material tested for the content of polycyclic aromatic hydrocarbons

1Move Spółka z o.o.
ul. Morelowa 5/30
80-174 Gdańsk
www.1move.pl

1@1move.pl
tel. 600 273 852
tel. 733 221 221

Device and impact area dimensions

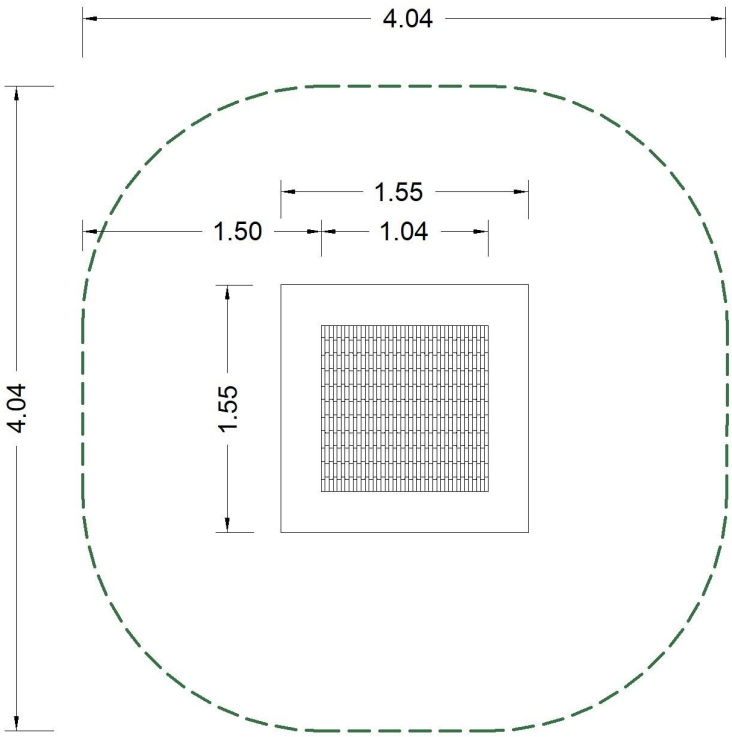

Methods of installation



1Move Spółka z o.o.
ul. Morelowa 5/30
80-174 Gdańsk
www.1move.pl

1@1move.pl
tel. 600 273 852
tel. 733 221 221

1MOVE
STREET WORKOUT & PARKOUR

Custom made colors

EPDM COLOURS

MONOLITH:


Sky Blue

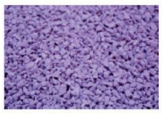
Violet

Black

Orange


Green

Rose

Blue Grey

Red

Light Gray

Yellow

MULTI COLOUR:

MIX2
COMPOSITION:
Green, Yellow, Blue


MIX1
COMPOSITION:
Yellow, Black

MIX4
COMPOSITION:
Red, Blue


MIX6
COMPOSITION:
Black, Blue


MIX7
COMPOSITION:
Blue, Yellow


MIX5
COMPOSITION:
Grey, Black, Red

JUMPING MATS COLOURS

YELLOW

RED



GREEN



BLUE

SILVER

BLACK



BROWN

1Move Spółka z o.o.
ul. Morelowa 5/30
80-174 Gdańsk
www.1move.pl

1@1move.pl
tel. 600 273 852
tel. 733 221 221

Maintenance manual

Routine inspection:

Visual inspection of the device aimed at detecting visible damage and hazards that may have arisen due to reasons such as: improper use, vandalism or weather conditions.

NOTE 1 For trampolines installed in places characterized by intensive use, as well as in places exposed to frequent damage caused by vandalism, daily inspection may be required.

NOTE 2 During routine and operational inspection, pay attention to: cleanliness, clearance, condition ground surface, exposed (moving) foundations, sharp edges, missing parts, excessive wear (moving and split parts) and structural strength.

Operational control:

More accurate than routine visual inspection of the device to check the functionality and stability of the exercise device - it should be performed every 1 to 3 months or in accordance with the manufacturer's/distributor's recommendations.

Main annual inspection:

Inspection to determine overall condition for safe operation of equipment (Major Annual Inspection).

NOTE 3 The Major Annual Inspection may require the excavation or dismantling of individual equipment or parts thereof.
The annual inspection should be performed by the manufacturer or an authorized 1Move service technician. Reports of annual inspections should be sent to: 1@1move.pl.

Accidents

In the absence of damage or exploating of the device must be immediately replaced or repaired. If this is not possible, secure the unit before use.

1Move service contact

1@1move.pl
Use only original spare parts.