

## Data sheet Karta katalogowa Scheda di dati Fiche Technique Datenblatt

**EN** A set of parallel rails installed at different heights. The distance between the rails is 60 cm. They can be used to train push-ups and exercise your abdominals.

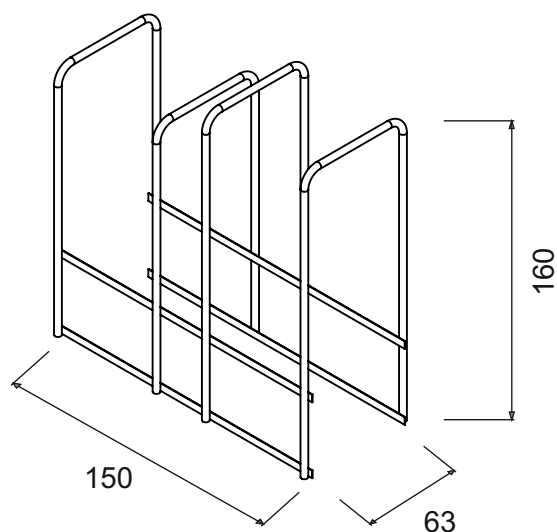
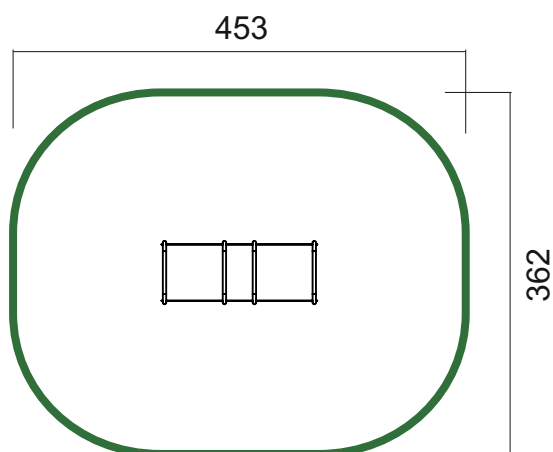
Surface: Safety surface required

The devices can be used by adults and children from 14 years of age.

Maximum weight of user 120 kg.

Prepared on the basis of the following standards: PN-EN 1176-1:2009.

Manufactured in Poland.



**Maintenance manual**  
**Instrukcja konserwacji**  
**Manuel de maintenance**  
**Manuale di manutenzione**  
**Wartungshandbuch**

EN

**A inspection is carried out as follows:**

**Routine inspection:**

Visual inspection device is intended to detect visible damage and risks that could arise for reasons such as: misuse, vandalism or weather conditions.

NOTE 1 For outdoor fitness installed in areas with intensive use of equipment, and also in areas characterized to frequent damage caused by vandalism, may be required daily inspection.

NOTE 2 During the inspection routine and operational should pay attention to: cleanliness, level ground state of the ground, exposed (mobile) foundations, sharp edges, missing parts, excessive used (mobile and disperse the parts), structural strength of construction.

**Operational control:**

More accurate than a routine inspection of facilities for checking the functionality and stability of exercise equipment. You should do this every 1 to 3 months according to guidance of manufacturer.

**Main annual inspection:**

Control of defining the overall condition for safe exploiting of equipment (main annual review).

NOTE 3 Main annual inspection may need to dig or decompose (spin) of individual equipment or their parts.

The annual inspection should be performed by the manufacturer or an authorized repairer 1-MOVE. Submissions annual inspection the following address:

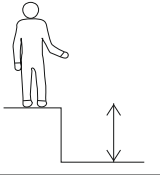
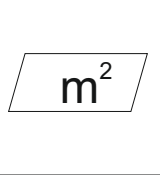
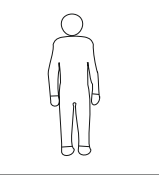
1@1move.pl

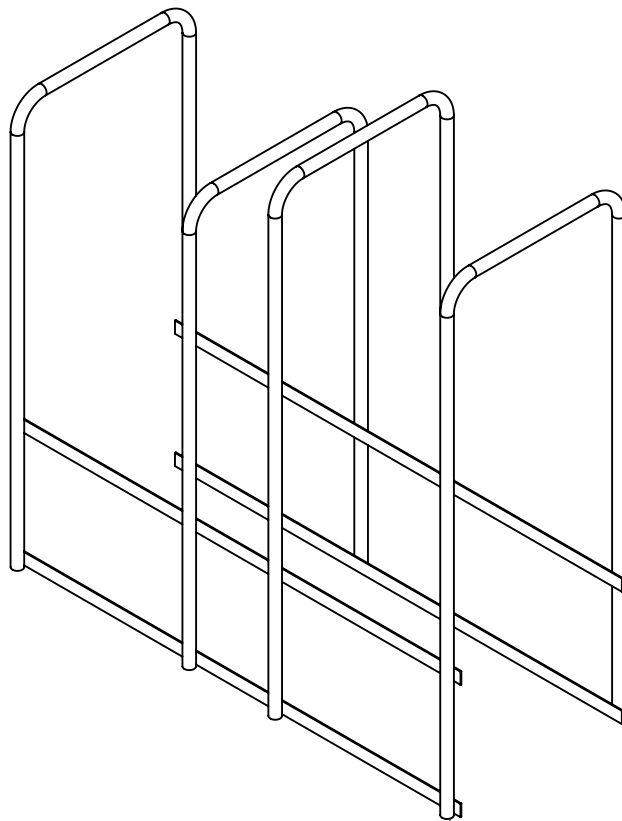
**Failures**

In the absence of damage or exploiting of the device must be immediately replaced or repaired. If this is not possible, secure the unit before use. Contact the site 1-MOVE Center: 1@1move.pl.

Use only original spare parts. Repair and replacement of parts may only make the manufacturer or its authorized representative.

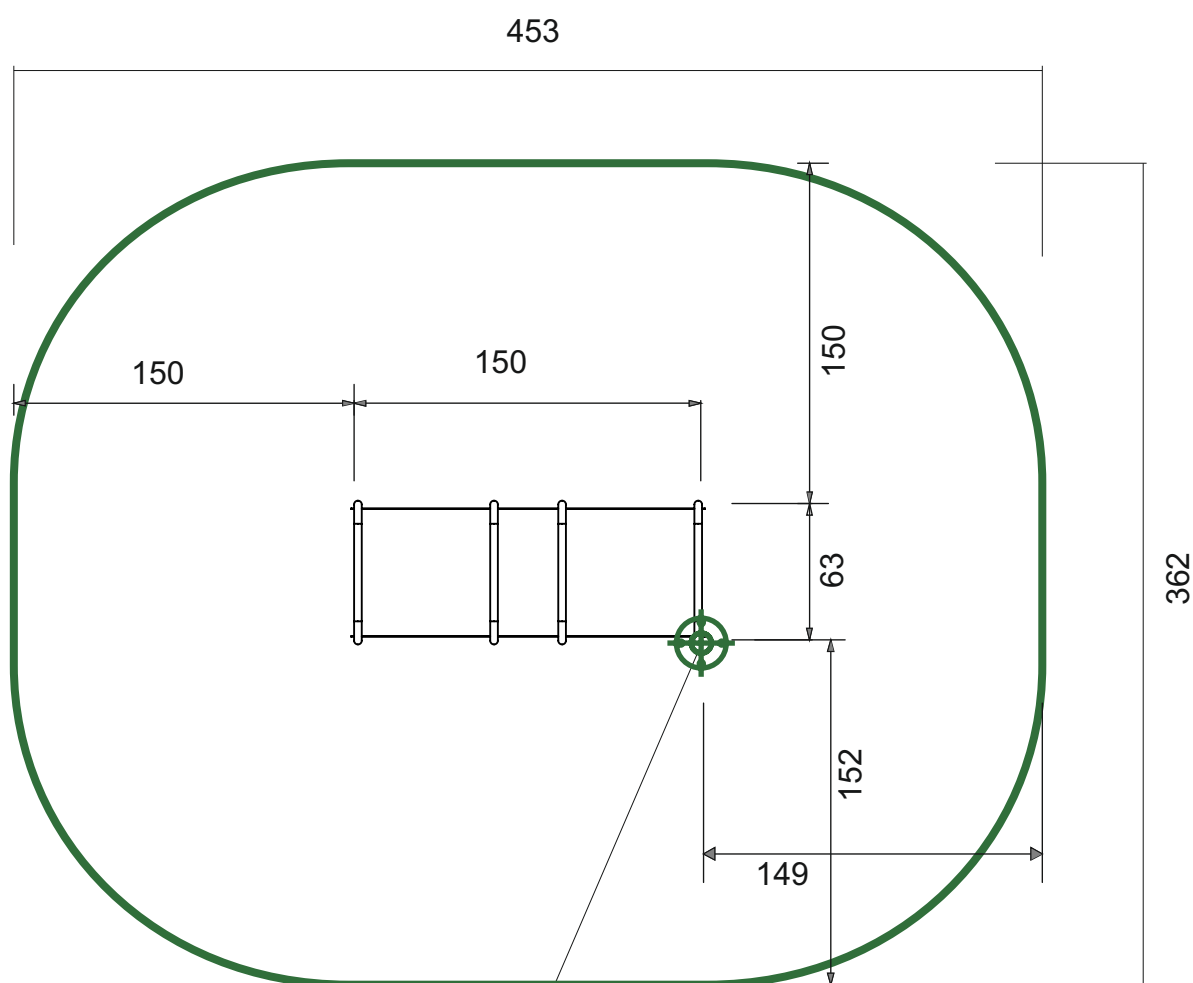
Installation manual  
Instrukcja instalacji  
Manuel d'installation  
Manuale di installazione  
Installationshandbuch

		
0,6 m	16 m <sup>2</sup>	14 →+




Impact Area ———  
Strefa opadku  
Zone d'Impact  
Area de Impacto  
Fallraum

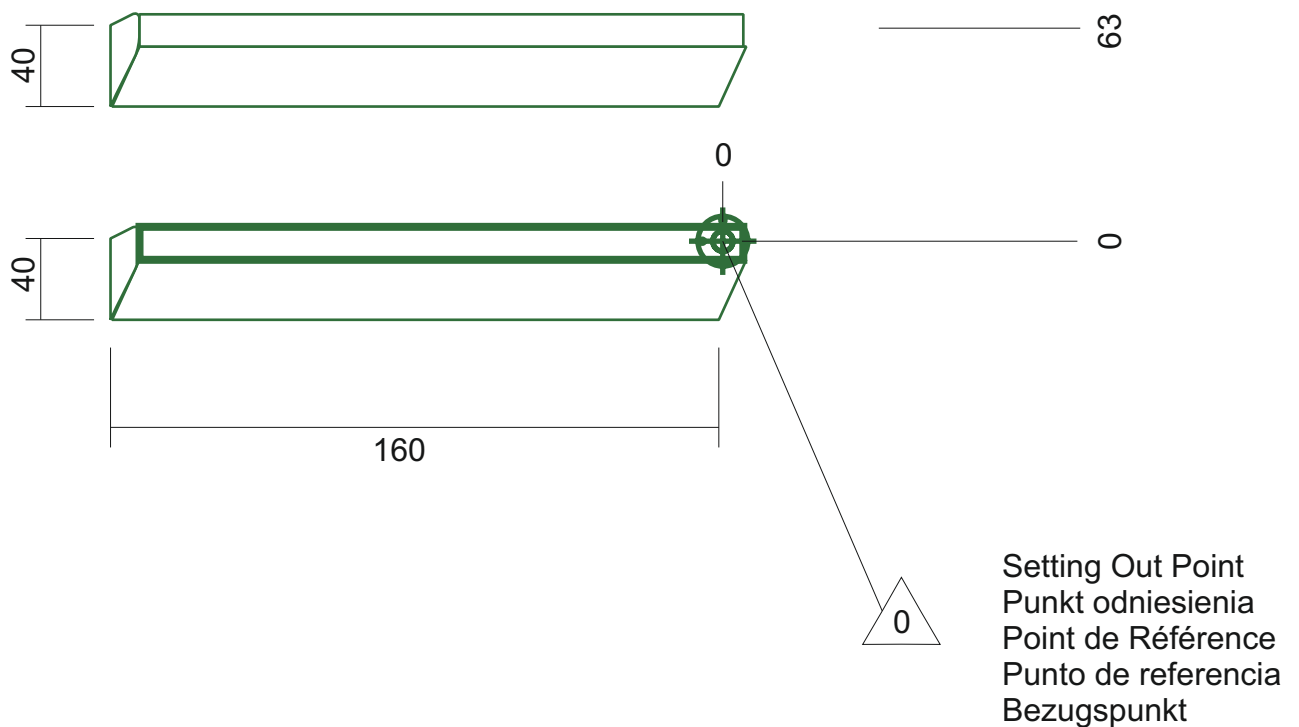
# 16 m<sup>2</sup>



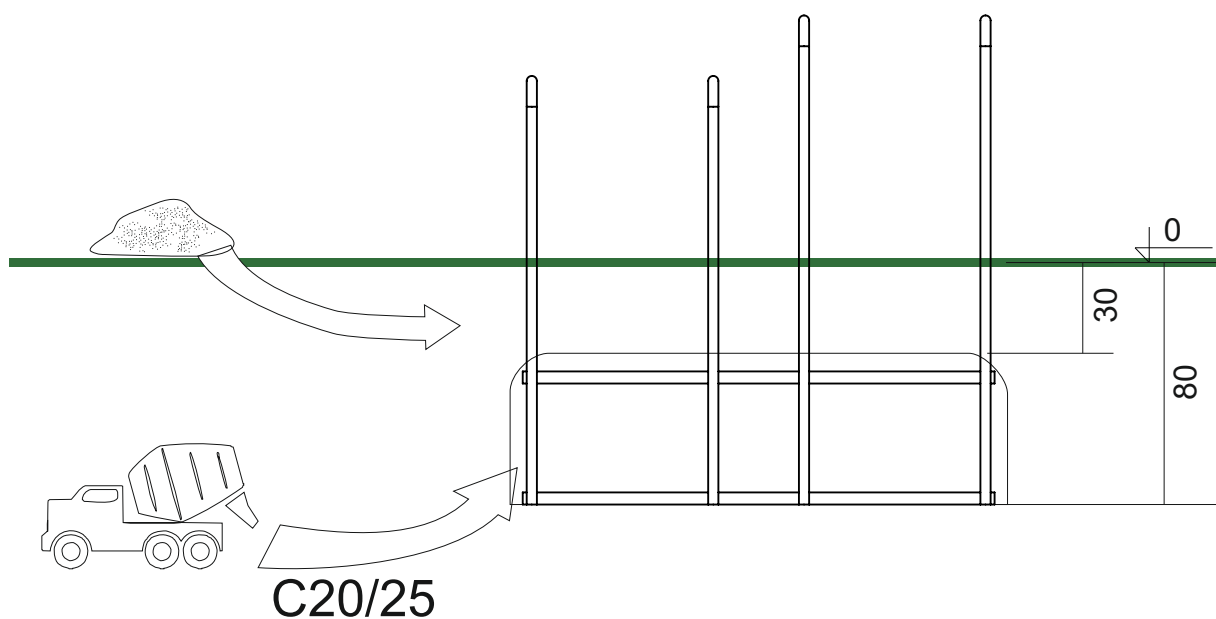
Setting Out Point  
Punkt odniesienia  
Point de Référence  
Punto de referencia  
Bezugspunkt

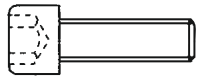
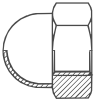
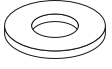
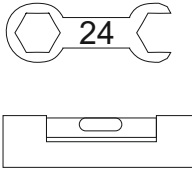

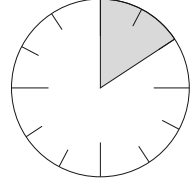
Concrete pad   
Fundament betonowy  
Dalle béton  
Solera de Hormigón  
Beton Bodenplatte

1,2 m<sup>2</sup> / 0,4 m<sup>3</sup>



Footing plan  
 Plan fundamentowania  
 Implanaton  
 Implanación  
 Fundamentplan



<p>16xM12x35 DIN 912</p> 	<p>16xM12 DIN 1587</p> 	<p>16xM16</p> 	 <p>24</p>	<p>2x</p> 	
---	--	---	--	---	---